

Scaled data based on original data using
LM-79-08 Approved Method: Electrical and Photometric Measurements of Solid-
State Lighting Products

Test Report Prepared for
Cooper Lighting Solutions
(formerly Eaton)

Brand: INVUE

Report Number: P676865

Luminaire Tested: **CCW-SA-1E-750-U-SL2-HSS**

Issue Date: 04/25/2023



Test Information

Test Method: LM-79-08
Report Number: P676865
Test Lab: INNOVATION CENTER(G1)
Issue Date: 04/25/2023
Manufacturer: COOPER LIGHTING SOLUTIONS (FORMERLY EATON)
Product Line: INVUE
Catalog Number: CCW-SA-1E-750-U-SL2-HSS
Description: INVUE CLEAR CURVE Wall Pack MOUNT Light Square Luminaire @1050mA w/
SL2 distribution lens and House Side Shield
Light Source: (16) 5000K CCT, 70 CRI LEDs
Ballast/Driver: ELECTRONIC DRIVER

Summary

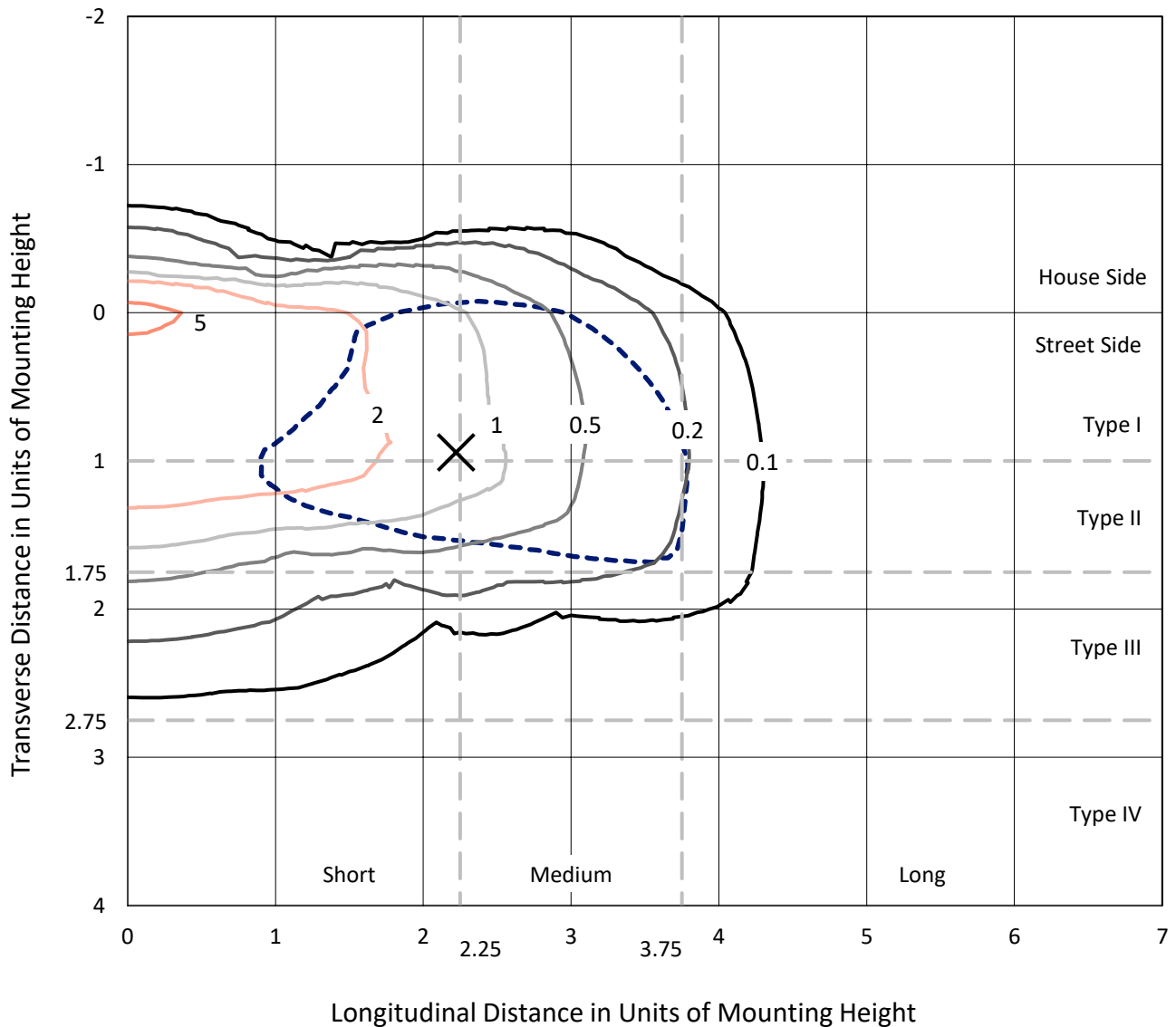
Lumens per Lamp: N/A
Luminaire Lumens: 5624 lumens
Efficiency: N/A
Efficacy: 100.2 lumens/watt
Luminous Opening: Rectangular (W 1' x L: 0.5' x H: 0')
IES Classification: Type II - Short
BUG Rating: B1 - U0 - G2

Input Watts (W): 56.1
Input Voltage (V): 120
Input Current (Ain): NR
Voltage Rise (V): NR
Power Factor: NR
Total Harmonic Distortion (THDi): NR
Frequency (hertz): 60
Stabilization Time: NR
Operation Time: NR
Ambient Temperature (°C): NR
Test Distance: 25 FT

REPORT NUMBER: P676865
 CATALOG NUMBER: CCW-SA-1E-750-U-SL2-HSS

Iso-Footcandle Lines of Horizontal Illumination

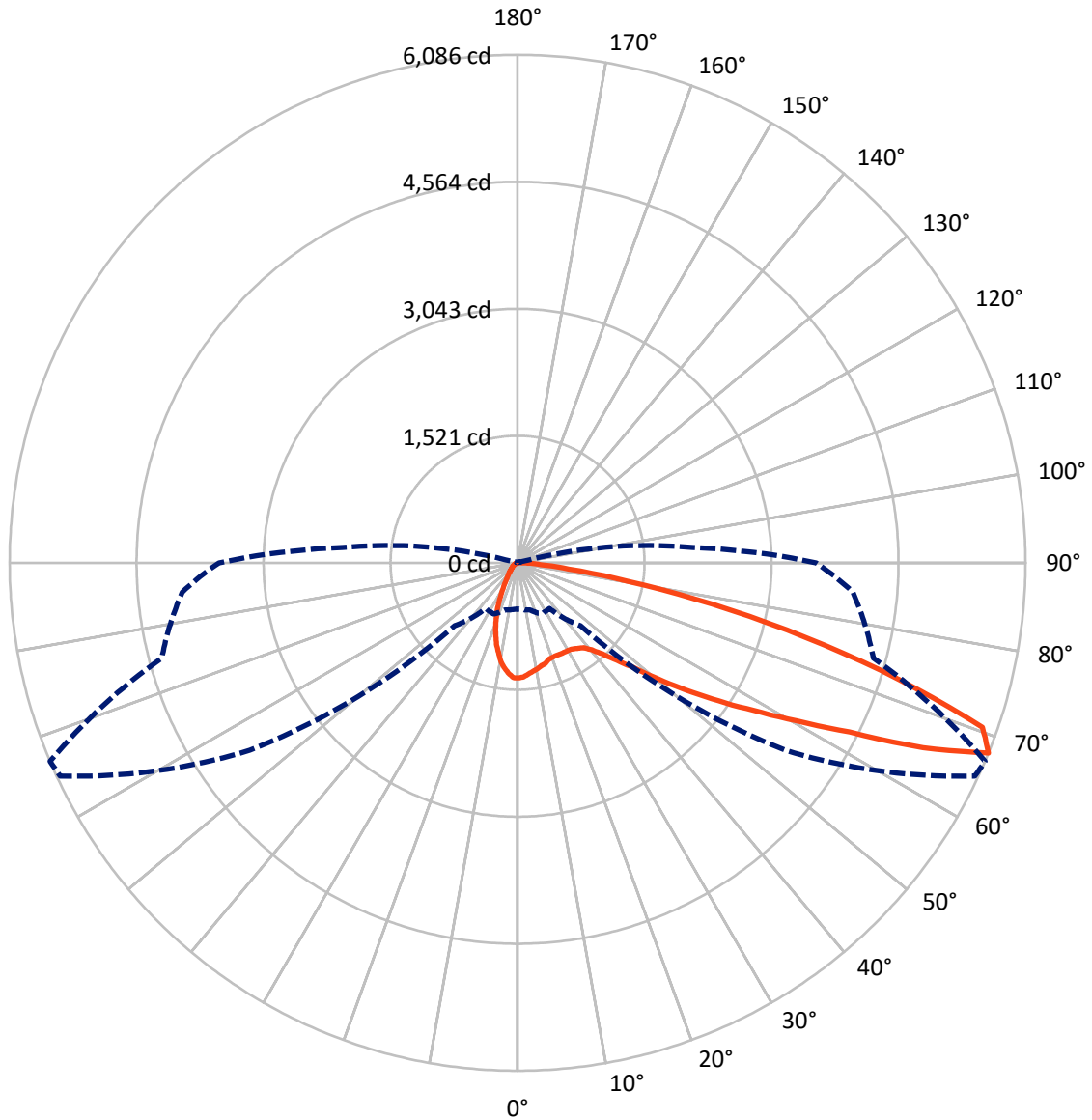
× Max cd
 - - - 1/2 Max cd



Based on 15 foot mounting height. Maximum calculated value = 6.1 fc
 Type II - Short - N/A

REPORT NUMBER: P676865
CATALOG NUMBER: CCW-SA-1E-750-U-SL2-HSS

Luminous Intensity Polar Plot



— Vertical Plane Through 67-Deg Lateral - - - Horizontal Cone Through 67.5-Deg Vertical



REPORT NUMBER: P676865
 CATALOG NUMBER: CCW-SA-1E-750-U-SL2-HSS

FLUX DISTRIBUTION:

		Downward	Upward	Total
House Side	Lumens	707.8	0.0	707.8
	% Fixture	12.6	0.0	12.6
Street Side	Lumens	4916.2	0.0	4916.2
	% Fixture	87.4	0.0	87.4
Total	Lumens	5624.0	0.0	5624.0
	% Fixture	100.0	0.0	100.0

Coefficient of Utilization

ZONAL LUMENS:

Zone	Lumens	% Fixture
0°-10°	116.2	2.1
10°-20°	258.2	4.6
20°-30°	367.1	6.5
30°-40°	534.6	9.5
40°-50°	827.4	14.7
50°-60°	1269.8	22.6
60°-70°	1376.5	24.5
70°-80°	776.6	13.8
80°-90°	97.6	1.7
90°-100°	0.0	0.0
100°-110°	0.0	0.0
110°-120°	0.0	0.0
120°-130°	0.0	0.0
130°-140°	0.0	0.0
140°-150°	0.0	0.0
150°-160°	0.0	0.0
160°-170°	0.0	0.0
170°-180°	0.0	0.0
0°-90°	5624.0	100.0
0°-180°	5624.0	100.0

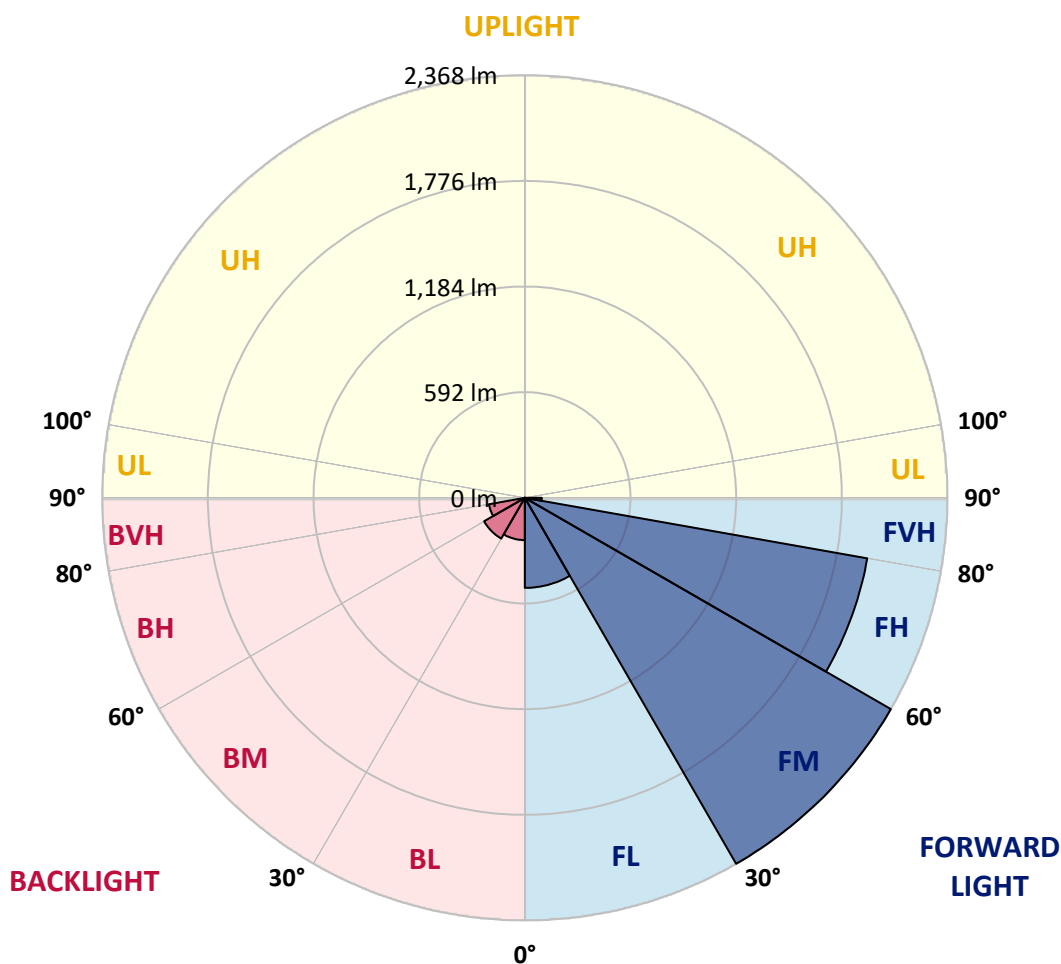


REPORT NUMBER: P676865
 CATALOG NUMBER: CCW-SA-1E-750-U-SL2-HSS

LUMINAIRE CLASSIFICATION SYSTEM LUMEN TABLE AND BUG RATING:

Zone	Lumens	% Fixture	Zone Rating/Lumen Limit		
			B	U	G
FL (0°-30°)	504.6	9.0			
FM (30°-60°)	2368.2	42.1			
FH (60°-80°)	1948.6	34.6			G2/5000
FVH (80°-90°)	94.8	1.7			G1/100
BL (0°-30°)	236.9	4.2	B1/500		
BM (30°-60°)	263.6	4.7	B1/1000		
BH (60°-80°)	204.5	3.6	B1/500		G1/500
BVH (80°-90°)	2.8	0.0			G0/10
UL (90°-100°)	0.0	0.0		U0/0	
UH (100°-180°)	0.0	0.0		U0/0	

BUG Rating: B1-U0-G2
 Type II Short





REPORT NUMBER: P676865

CATALOG NUMBER: CCW-SA-1E-750-U-SL2-HSS

CANDELA DISTRIBUTION (FULL):

	0°	5°	15°	25°	35°	45°	55°	65°	67°	75°	85°
0°	1379.5	1379.5	1379.5	1379.5	1379.5	1379.5	1379.5	1379.5	1379.5	1379.5	1379.5
2.5°	1319.8	1326.6	1336.1	1349.6	1359.1	1353.7	1357.8	1380.8	1368.6	1379.5	1374.0
5°	1246.7	1253.4	1267.0	1265.6	1276.5	1296.8	1323.9	1353.7	1340.2	1372.7	1384.9
7.5°	1170.8	1168.1	1168.1	1196.5	1219.6	1248.0	1262.9	1311.7	1313.1	1341.5	1371.3
10°	1101.7	1109.8	1123.3	1134.2	1155.9	1196.5	1239.9	1277.8	1292.7	1349.6	1357.8
12.5°	1059.7	1063.7	1080.0	1089.5	1117.9	1157.2	1203.3	1252.1	1264.3	1322.5	1361.8
15°	1042.0	1051.5	1056.9	1074.6	1089.5	1126.1	1159.9	1215.5	1250.7	1296.8	1345.6
17.5°	1055.6	1051.5	1054.2	1059.7	1077.3	1109.8	1146.4	1201.9	1214.1	1291.4	1364.5
20°	1073.2	1074.6	1066.4	1063.7	1059.7	1090.8	1120.6	1192.5	1206.0	1291.4	1376.7
22.5°	1120.6	1105.7	1120.6	1099.0	1077.3	1090.8	1119.3	1193.8	1203.3	1290.0	1388.9
25°	1178.9	1181.6	1185.7	1139.6	1108.4	1099.0	1128.8	1197.9	1206.0	1300.9	1394.4
27.5°	1261.6	1273.8	1253.4	1230.4	1168.1	1120.6	1127.4	1195.2	1210.1	1295.4	1407.9
30°	1372.7	1363.2	1365.9	1313.1	1252.1	1177.5	1158.6	1201.9	1212.8	1302.2	1433.7
32.5°	1468.9	1458.0	1477.0	1458.0	1361.8	1258.9	1195.2	1215.5	1227.7	1318.5	1455.3
35°	1528.5	1542.1	1571.9	1592.2	1510.9	1364.5	1256.1	1252.1	1257.5	1326.6	1471.6
37.5°	1620.7	1645.0	1669.4	1720.9	1650.5	1494.6	1352.3	1299.5	1290.0	1365.9	1479.7
40°	1720.9	1714.2	1786.0	1846.9	1844.2	1677.6	1486.5	1383.5	1370.0	1428.2	1533.9
42.5°	1804.9	1798.2	1878.1	1978.4	1989.2	1853.7	1639.6	1502.8	1490.6	1524.4	1600.3
45°	1914.7	1920.1	2015.0	2134.2	2173.5	2086.8	1846.9	1673.5	1666.7	1655.9	1726.3
47.5°	2012.3	2042.1	2123.4	2264.3	2406.6	2328.0	2090.9	1922.8	1875.4	1851.0	1921.5
50°	2080.0	2107.1	2206.0	2356.4	2616.6	2666.8	2364.6	2188.4	2189.8	2130.2	2168.1
52.5°	2080.0	2078.7	2158.6	2356.4	2763.0	3020.4	2730.4	2523.1	2534.0	2471.6	2474.3
55°	1879.5	1875.4	1973.0	2183.0	2746.7	3360.5	3284.7	2947.3	2920.2	2799.6	2811.7
57.5°	1513.6	1523.1	1597.6	1849.7	2535.3	3519.1	3944.6	3424.2	3332.1	3082.8	3082.8
60°	1104.4	1096.2	1151.8	1328.0	2031.2	3459.5	4486.6	3986.6	3841.6	3317.2	3282.0
62.5°	840.1	838.8	853.7	913.3	1288.7	3016.4	4719.7	4702.1	4466.3	3547.5	3497.4
65°	678.9	681.6	701.9	743.9	787.3	2057.0	4596.4	5555.7	5340.3	3890.4	3726.4
67.5°	554.2	561.0	585.4	676.2	666.7	1065.1	3914.8	6044.9	6085.6	4413.4	4034.0
70°	426.8	437.7	466.1	594.9	642.3	708.7	2714.2	5801.0	5909.4	4738.6	3848.4
72.5°	290.0	288.6	349.6	482.4	649.1	649.1	1510.9	4672.2	4775.2	4368.7	3342.9
75°	157.2	166.7	231.7	364.5	594.9	627.4	860.5	3418.8	3563.8	3397.1	2585.5
77.5°	85.4	86.7	128.7	238.5	494.6	598.9	574.5	2325.3	2382.2	2048.9	1416.0
80°	44.7	46.1	67.8	155.8	341.5	555.6	478.3	1386.2	1332.0	785.9	467.5
82.5°	20.3	21.7	33.9	97.6	218.2	437.7	413.3	669.4	617.9	219.5	142.3
85°	8.1	8.1	14.9	58.3	127.4	215.5	353.7	336.1	280.5	66.4	70.5
87.5°	2.7	2.7	4.1	23.0	51.5	128.7	188.4	177.5	122.0	24.4	37.9
90°	0.0	0.0	0.0	0.0	0.0	0.0	0.0	0.0	0.0	0.0	0.0



REPORT NUMBER: P676865

CATALOG NUMBER: CCW-SA-1E-750-U-SL2-HSS

CANDELA DISTRIBUTION (continued):

	90°	95°	105°	115°	125°	135°	145°	155°	165°	175°	180°
0°	1379.5	1379.5	1379.5	1379.5	1379.5	1379.5	1379.5	1379.5	1379.5	1379.5	1379.5
2.5°	1368.6	1383.5	1379.5	1376.7	1351.0	1348.3	1345.6	1321.2	1329.3	1309.0	1322.5
5°	1376.7	1384.9	1363.2	1322.5	1286.0	1245.3	1214.1	1192.5	1153.2	1138.3	1135.5
7.5°	1368.6	1368.6	1323.9	1258.9	1187.0	1120.6	1036.6	977.0	932.3	898.4	910.6
10°	1357.8	1341.5	1295.4	1180.3	1050.2	949.9	829.3	741.2	674.8	653.1	639.6
12.5°	1357.8	1329.3	1226.3	1069.1	901.1	749.3	605.7	490.5	426.8	388.9	383.5
15°	1345.6	1303.6	1176.2	964.8	756.1	550.2	386.2	287.3	233.1	218.2	212.7
17.5°	1348.3	1298.1	1101.7	841.5	586.7	365.9	235.8	181.6	168.0	161.3	162.6
20°	1353.7	1298.1	1035.3	720.9	422.8	227.7	162.6	153.1	146.3	143.6	145.0
22.5°	1371.3	1272.4	967.5	597.6	285.9	164.0	143.6	134.2	128.7	124.7	123.3
25°	1374.0	1268.3	902.5	475.6	196.5	138.2	126.0	115.2	108.4	103.0	101.6
27.5°	1370.0	1250.7	811.7	353.7	147.7	123.3	107.0	96.2	86.7	82.7	81.3
30°	1384.9	1218.2	734.4	254.8	124.7	107.0	90.8	78.6	70.5	65.0	65.0
32.5°	1386.2	1189.7	649.1	181.6	113.8	94.9	77.2	63.7	55.6	52.8	52.8
35°	1387.6	1164.0	554.2	138.2	101.6	81.3	63.7	52.8	47.4	43.4	43.4
37.5°	1391.6	1145.0	467.5	116.5	90.8	69.1	52.8	43.4	37.9	36.6	36.6
40°	1399.8	1119.3	376.7	103.0	78.6	58.3	44.7	36.6	31.2	29.8	28.5
42.5°	1421.5	1112.5	300.8	92.1	70.5	48.8	36.6	29.8	25.7	23.0	21.7
45°	1510.9	1130.1	233.1	85.4	59.6	40.7	31.2	24.4	19.0	17.6	16.3
47.5°	1657.2	1188.4	184.3	75.9	50.1	33.9	25.7	19.0	14.9	13.6	12.2
50°	1879.5	1321.2	150.4	67.8	42.0	28.5	20.3	14.9	10.8	9.5	9.5
52.5°	2170.8	1500.1	130.1	59.6	33.9	24.4	16.3	10.8	8.1	6.8	6.8
55°	2468.9	1711.4	122.0	51.5	28.5	20.3	12.2	8.1	5.4	4.1	4.1
57.5°	2742.6	1848.3	117.9	42.0	24.4	14.9	9.5	5.4	2.7	1.4	1.4
60°	2913.4	1948.6	105.7	33.9	19.0	12.2	6.8	2.7	1.4	0.0	0.0
62.5°	3138.3	2050.2	86.7	25.7	13.6	8.1	4.1	1.4	0.0	0.0	0.0
65°	3435.1	2164.0	67.8	20.3	10.8	5.4	2.7	1.4	0.0	0.0	0.0
67.5°	3577.4	2104.4	46.1	14.9	6.8	2.7	1.4	0.0	0.0	0.0	0.0
70°	3292.8	1772.4	32.5	10.8	4.1	1.4	1.4	0.0	0.0	0.0	0.0
72.5°	2768.4	1388.9	24.4	6.8	2.7	1.4	0.0	0.0	0.0	0.0	0.0
75°	2040.7	868.6	19.0	5.4	2.7	0.0	0.0	0.0	0.0	0.0	0.0
77.5°	1082.7	323.9	13.6	4.1	1.4	0.0	0.0	0.0	0.0	0.0	0.0
80°	319.8	94.9	9.5	2.7	1.4	0.0	0.0	0.0	0.0	0.0	0.0
82.5°	105.7	28.5	5.4	2.7	1.4	0.0	0.0	0.0	0.0	0.0	0.0
85°	54.2	10.8	2.7	2.7	1.4	0.0	0.0	0.0	0.0	0.0	0.0
87.5°	31.2	4.1	2.7	2.7	1.4	0.0	0.0	0.0	0.0	0.0	0.0
90°	0.0	0.0	0.0	0.0	0.0	0.0	0.0	0.0	0.0	0.0	0.0

(END OF REPORT)